

# AUGUST 2018




## Colors, Shapes, Numbers and Letters

Provider Name: \_\_\_\_\_

Date of Fire Drill: \_\_\_\_\_

Meeting- no meeting in August



SUNDAY	MONDAY	TUESDAY	WEDNESDAY	THURSDAY	FRIDAY	SATURDAY
			1 Activity _____ Target _____ Outing _____	2 Activity _____ Target _____ Outing _____	3 Activity _____ Target _____ Outing _____	4
5	6 <b>CLOSURE DAY</b>	7 Activity _____ Target _____ Outing _____	8 Activity _____ Target _____ Outing _____	9 Activity _____ Target _____ Outing _____	10 Activity _____ Target _____ Outing _____	11
12	13 Activity _____ Target _____ Outing _____	14 Activity _____ Target _____ Outing _____	15 Activity _____ Target _____ Outing _____	16 Activity _____ Target _____ Outing _____	17 Activity _____ Target _____ Outing _____	18
19	20 Activity _____ Target _____ Outing _____	21 Activity _____ Target _____ Outing _____	22 Activity _____ Target _____ Outing _____	23 Activity _____ Target _____ Outing _____	24 Activity _____ Target _____ Outing _____	25
26	27 Activity _____ Target _____ Outing _____	28 Activity _____ Target _____ Outing _____	29 Activity _____ Target _____ Outing _____	30 Activity _____ Target _____ Outing _____	31 Activity _____ Target _____ Outing _____	

If you are using the Odyssey Childcare activity plan, choose an activity off of the activity plan and write it in one of the days of the month. Fill in the corresponding target and complete your scheduled outing for that day. Complete for the entire month. Your planning should be completely documented by the beginning of each month.